

# Smart Construction Fleet Release Note

App Ver : **5.9.0**

Scheduled Release : **July 30th (Tuesday), 18:00 to 19:00 (JST)**

# We are planning to release for Smart Construction Fleet.

**This time, we will not release any updates to the web;  
only the mobile app will be updated.**



<<Minor adjustments>>

- [Mobile] Simplification of the login procedure using a 2D code

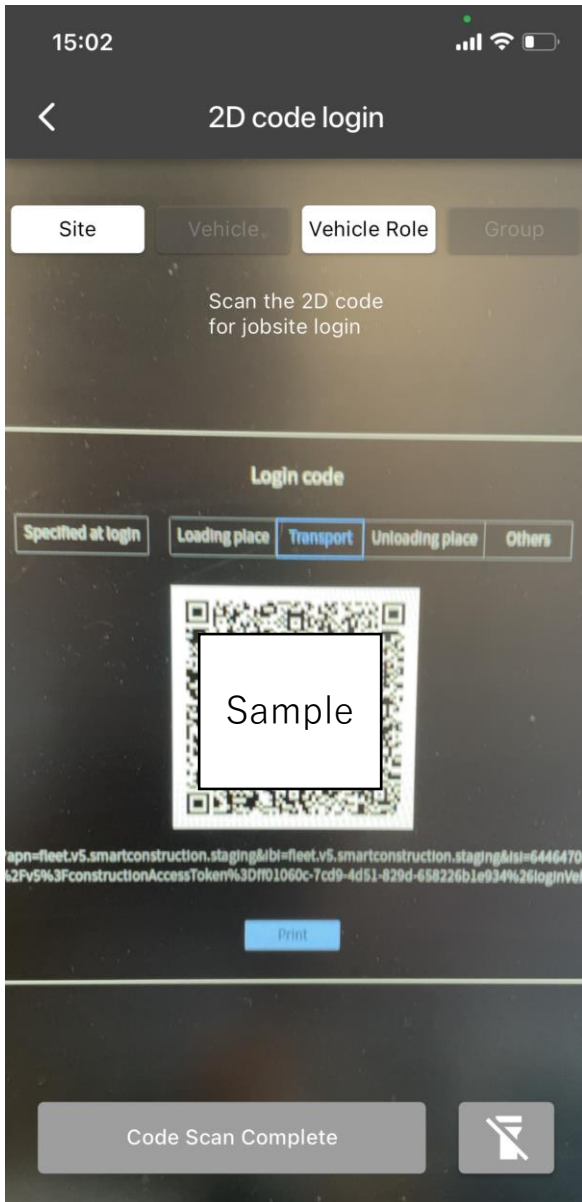
If you want to use the updated app, please update the mobile app.

If you do not update, you can continue to use the current version.

Instructions on how to set up automatic updates on iPhone are provided at the [end](#) for your reference.  
The mobile app is scheduled to be released on the store on Thursday, August 8th.

**Please note that the release timing of the mobile app on the store may vary due to the review process.**

# **Additional Features/Changes (Mobile)**

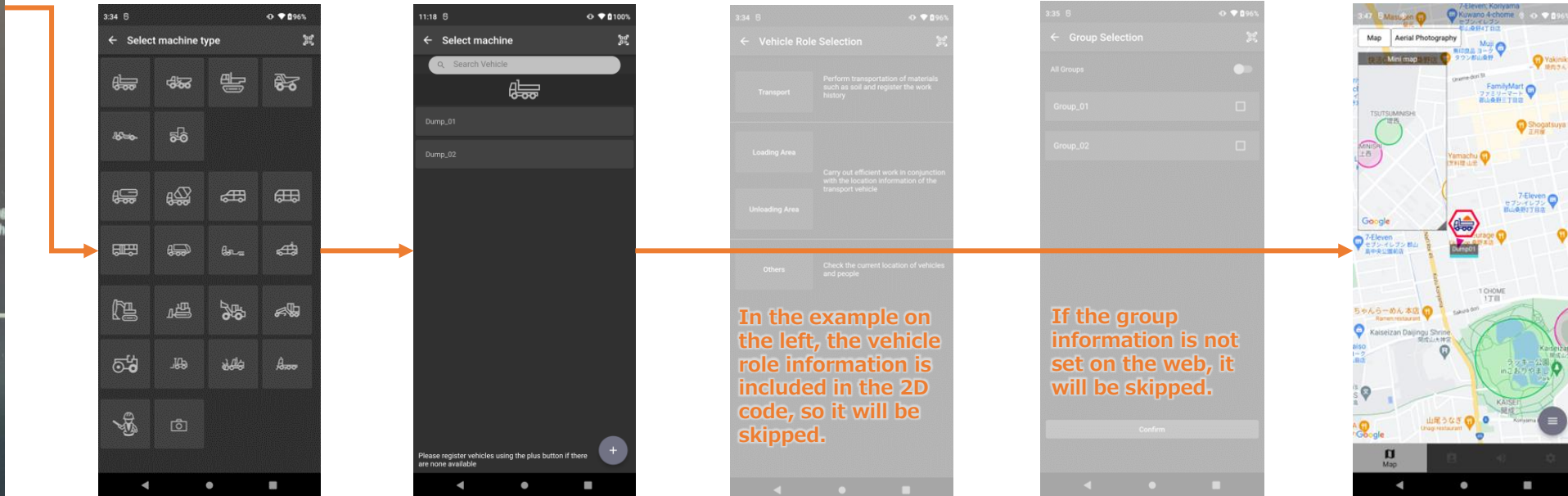


## Current Specifications

After scanning the 2D code, you transition to the next screen by tapping "Code Scan Complete."  
If the information required for login (site information, vehicle information, vehicle role information, group information) is spread across multiple 2D codes, it is possible to log in by continuously scanning the 2D codes without having to perform any operations on the screen.

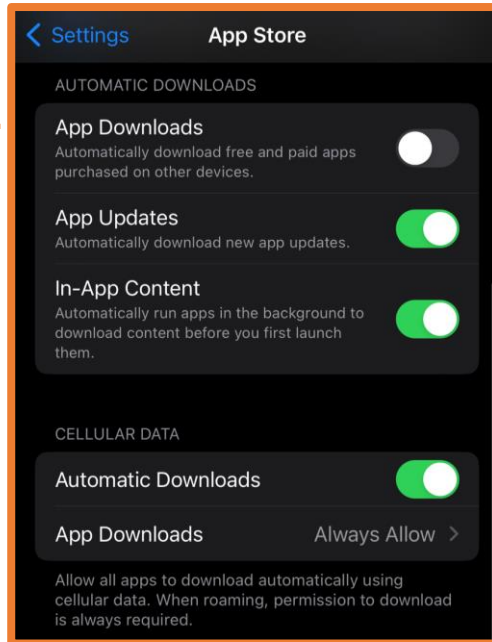
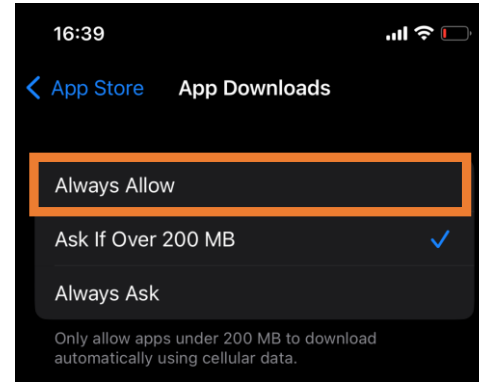
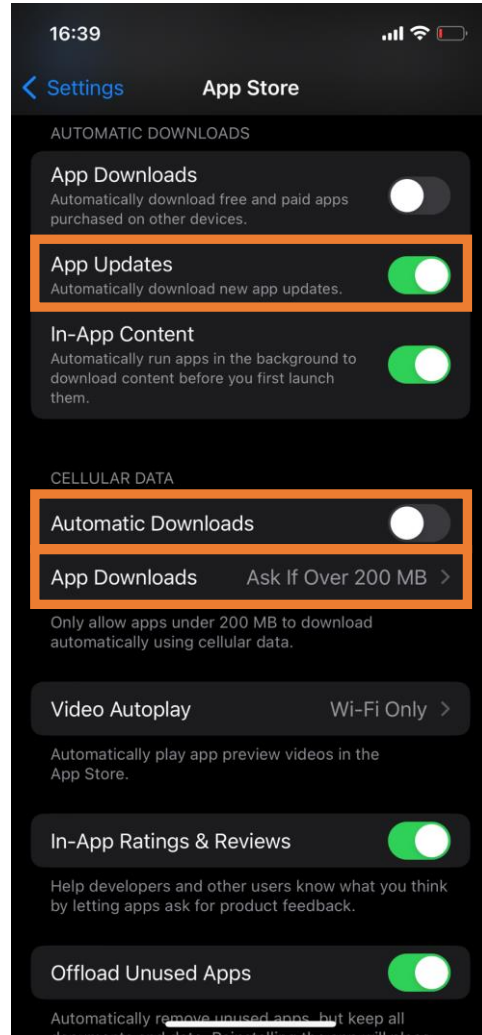
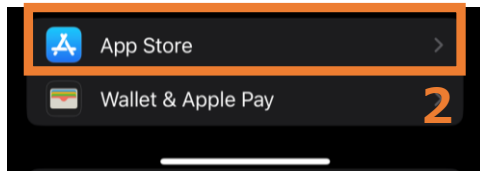

## Updated Specifications

Immediately after scanning the 2D code, you transition to the next screen.  
In the example on the left, you would transition to the vehicle type selection screen.  
If group information is not set in the web management screen, the group selection screen will be skipped.



# Appendix

On iPhone, by pre-setting the following, the app will be automatically updated via mobile data when updated in the store.



✓ Android devices may have different settings menus depending on the manufacturer

1. Open the "Settings" app
2. Tap on "iTunes & App Store"
3. Turn on "App Updates"
4. Turn on "Automatic Downloads"
- If this option is turned off, automatic updates will only occur when connected to Wi-Fi.
5. Tap on "App Downloads"
6. Choose "Always Allow"
7. Setting is finished